

News

2018

Rimadesio

News

2018

Rimadesio

Sistema interparete	
Spazio	5
Spazio Graphis, Spazio Sail, Spazio Velaria	
Flat System	21
Spazio Sail	
Manta, Alambra	37
Spazio Daimon	
Zenit	57
Spazio Stripe	
Dress Bold	63
Doors	
Moon	73
Modus	81

Spazio

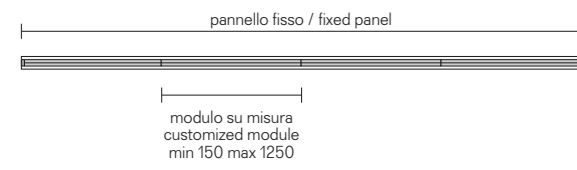
Sistema interparete in vetro, sempre su misura, che prevede soluzioni lineari, angolari e terminali per l'organizzazione interna di ambienti domestici, pubblici o professionali. La versatilità progettuale di Spazio è sottolineata dalla libera combinazione con la collezione di ante scorrevoli Rimadesio e dall'ampia disponibilità di finiture di vetri e metalli.

Glass partition wall system, always custom made, providing linear, corner and terminal solutions for the internal organization of domestic, public, or professional environments. The versatile design of Spazio is underlined by the possibility to combine it with Rimadesio sliding door collection and the wide availability of glass and metal finishes.




Composizione lineare
 Linear composition

Centro stanza
 Middle room divider



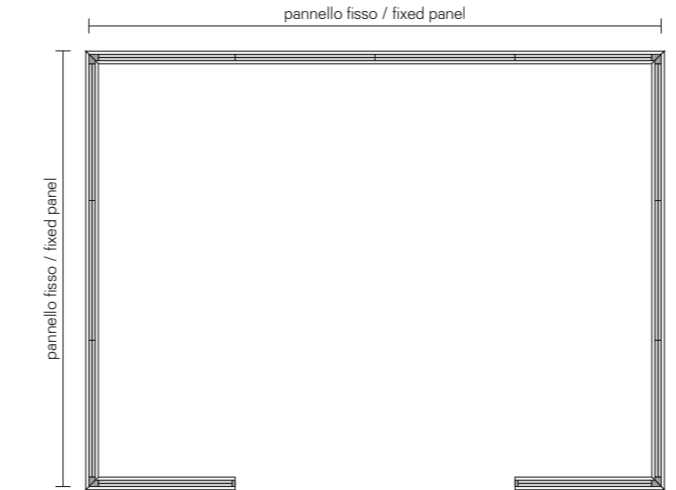
Composizione angolare
 Corner composition



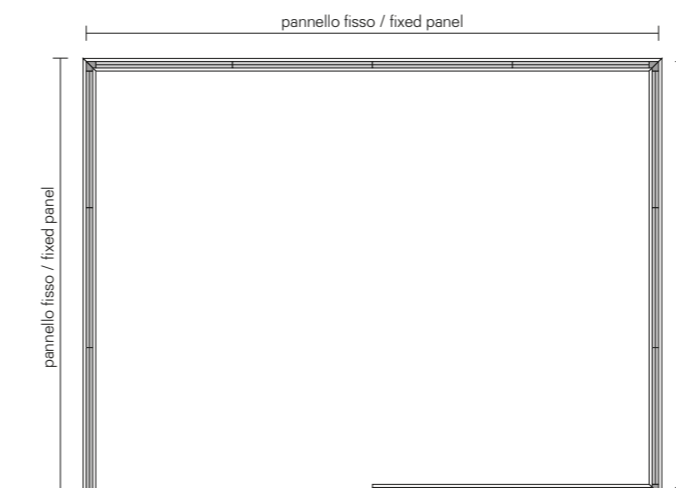
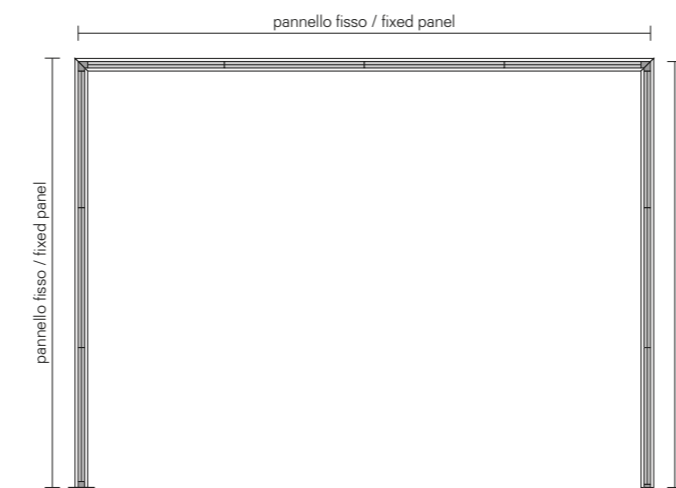
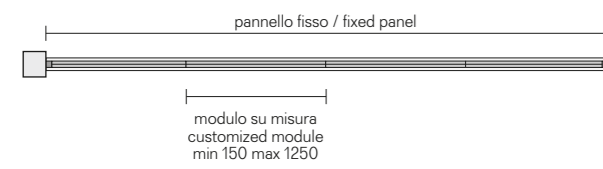
Composizione a C
 C-shaped composition




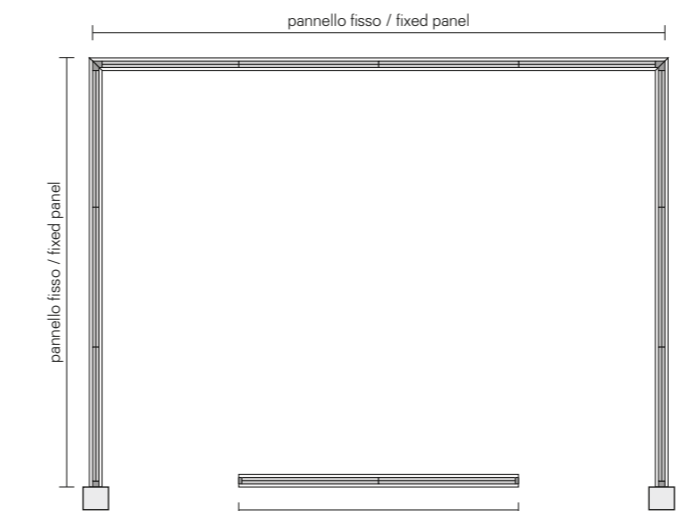
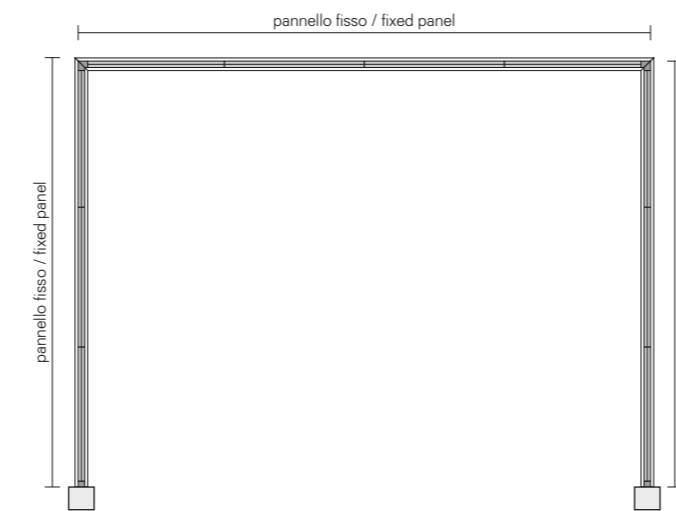
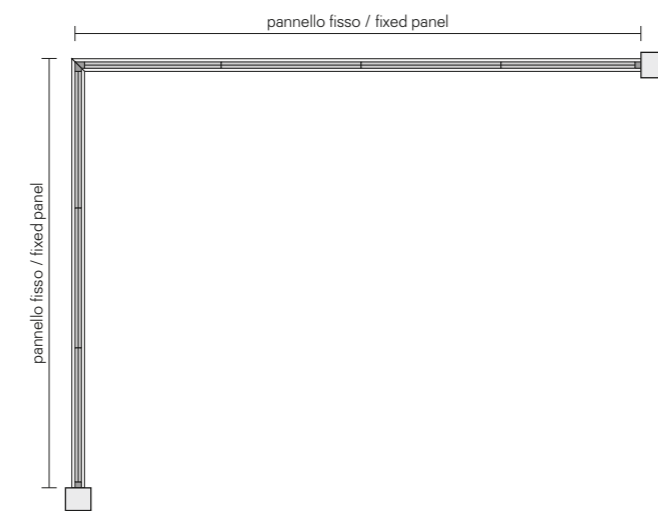
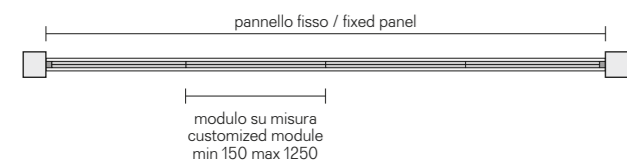
Composizione a quattro lati
 Four-sided composition



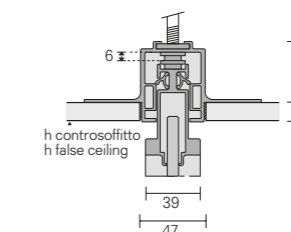
Centro stanza controparete
 Middle room next to the wall



In nicchia
 In niche



Profilo singolo incasso totale
 Single built in profile

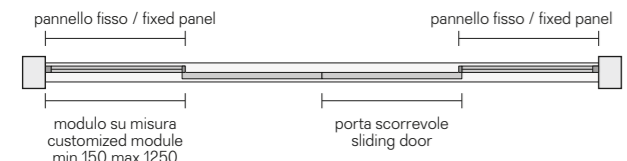
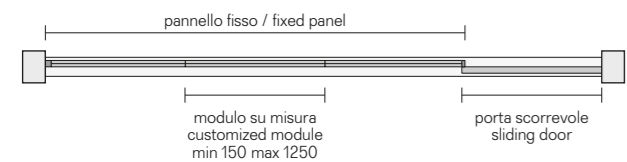
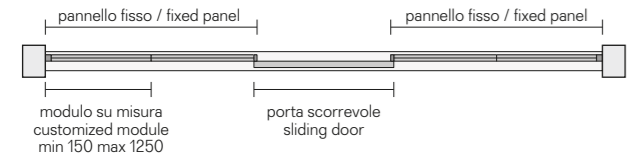


Il profilo in alluminio ad incasso totale (1) consente la perfetta messa in bolla del telaio superiore (2) con una regolazione di 6 mm.
 The aluminum built in profile (1) allows the perfect leveling of the upper frame (2) with a 6mm adjustment.

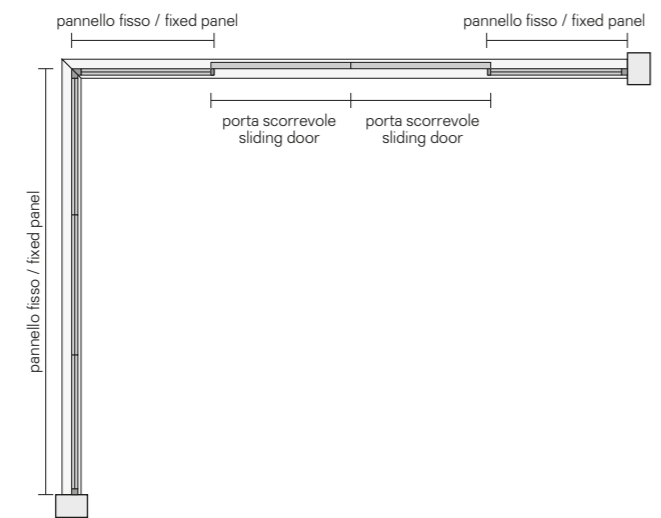

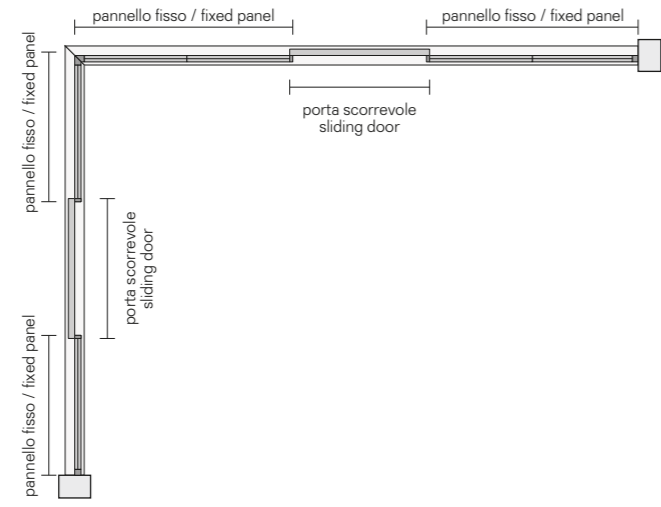
Pannello fisso
 Fixed panel



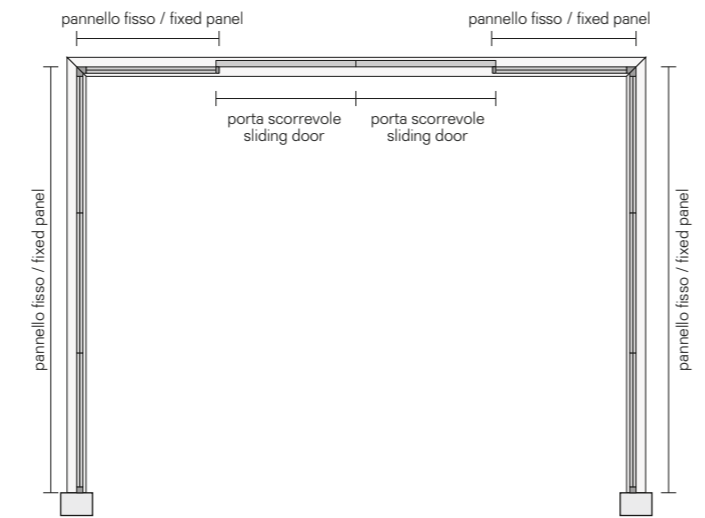

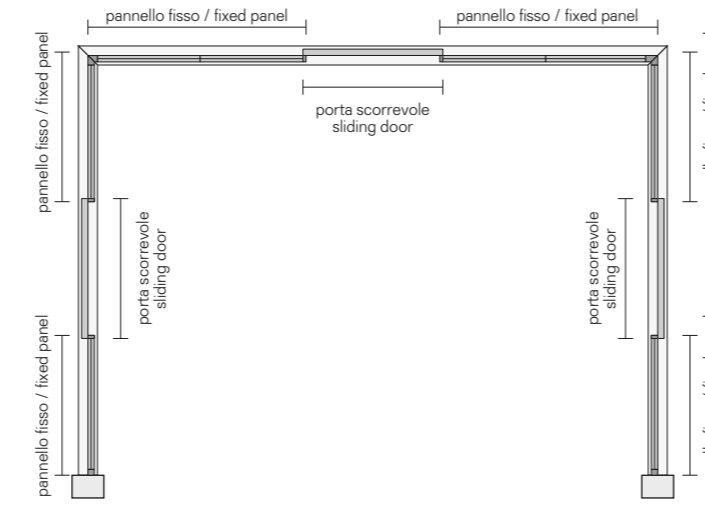
Composizione lineare
 Linear composition




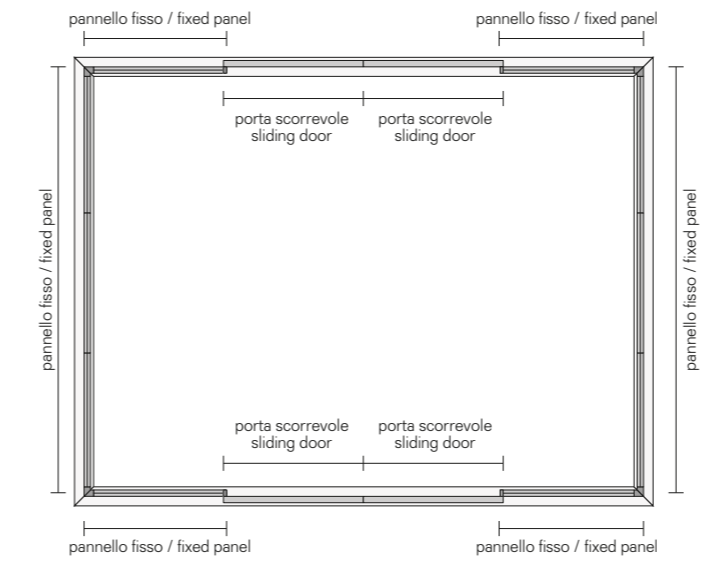
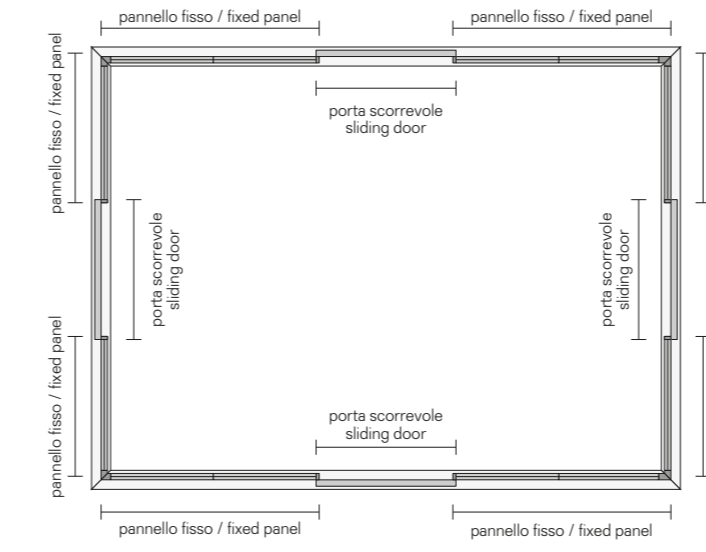
Composizione angolare
 Corner composition



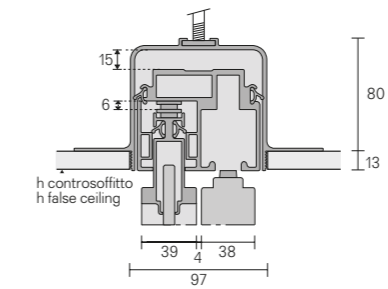
Composizione a C
 C-shaped composition



Composizione a quattro lati
 Four-sided composition



Profilo doppio incasso totale
 Double built in profile



Pannello fisso e porta scorrevole
 Fixed panel and sliding door

Il profilo ad incasso totale (1) consente la perfetta messa in bolla del binario di scorrimento (2) con una regolazione di 15 mm. Il telaio superiore (3) è dotato a sua volta di una propria regolazione di 6 mm per l'allineamento con le porte scorrevoli (4). Le porte scorrevoli adottano il nuovo e collaudato meccanismo di scorrimento Rimadesio dotato di regolazione micrometrica in altezza.
 The built in profile (1) allows a perfect leveling of the sliding rail (2) with an adjustment of 15 mm. The upper frame (3) is equipped with its own 6 mm adjustment to be aligned with the sliding doors (4). The sliding doors are provided with the new and tested Rimadesio sliding mechanism with micrometrical height adjustment.

Descrizione tecnica
Technical description

L'interparete Spazio e le porte scorrevoli vengono sempre realizzate su misura in altezza e larghezza. L'altezza massima del controsoffitto non può essere superiore a 2940 mm. La qualità estetica e la perfetta integrazione architettonica sono garantiti dalla costante evoluzione tecnica dei sistemi Rimadesio. Il profilo ad incasso a soffitto ed il sistema di fissaggio a parete e a pavimento sono dotati di regolazione telescopica per la messa in bolla e per compensare le imperfezioni di verticalità e planarità degli ambienti.

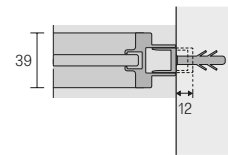
Spazio partition wall system and the sliding doors are always custom-made both in height and width. The maximum ceiling height cannot exceed 2940 mm. The aesthetic quality and the perfect architectural integration are guaranteed by the constant technical evolution of Rimadesio systems. The built in ceiling profile and the wall and floor fixing systems are equipped with telescopic adjustment for levelling and compensating any imperfection of verticality and planarity of the rooms.

Pannello fisso
Fixed panel

Telaio a parete con regolazione telescopica
Wall hanging brackets with telescopic adjustment



Sistema di fissaggio a parete con regolazione di 12 mm
Wall fixing system with 12 mm adjustment

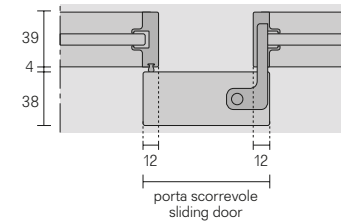


Pannello fisso e scorrevole
Fixed and sliding panel

Binario di scorrimento predisposto per la verniciatura in loco in tinta al soffitto
Sliding rail designed for on-site painting to match the ceiling



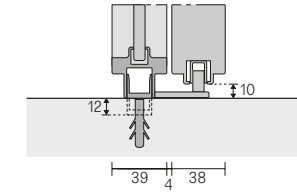
Sistema di scorrimento con trascinio
Sliding system with joint connection



Telaio a pavimento con regolazione telescopica
Floor structure with telescopic adjustment

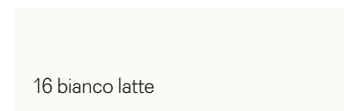



Sistema di fissaggio a terra con regolazione di 12 mm
Floor fixing system with 12 mm adjustment



Finiture
Finishings

Struttura
Structure



Vetri
Glass

05 trasparente extrachiaro

00 trasparente

63 grigio trasparente

65 bronzo trasparente

67 riflettente chiaro

64 riflettente grigio

60 rete alluminio

61 rete inox

62 rete bronzo

66 maglia gold

80 nuvola

82 nuvola extrachiaro

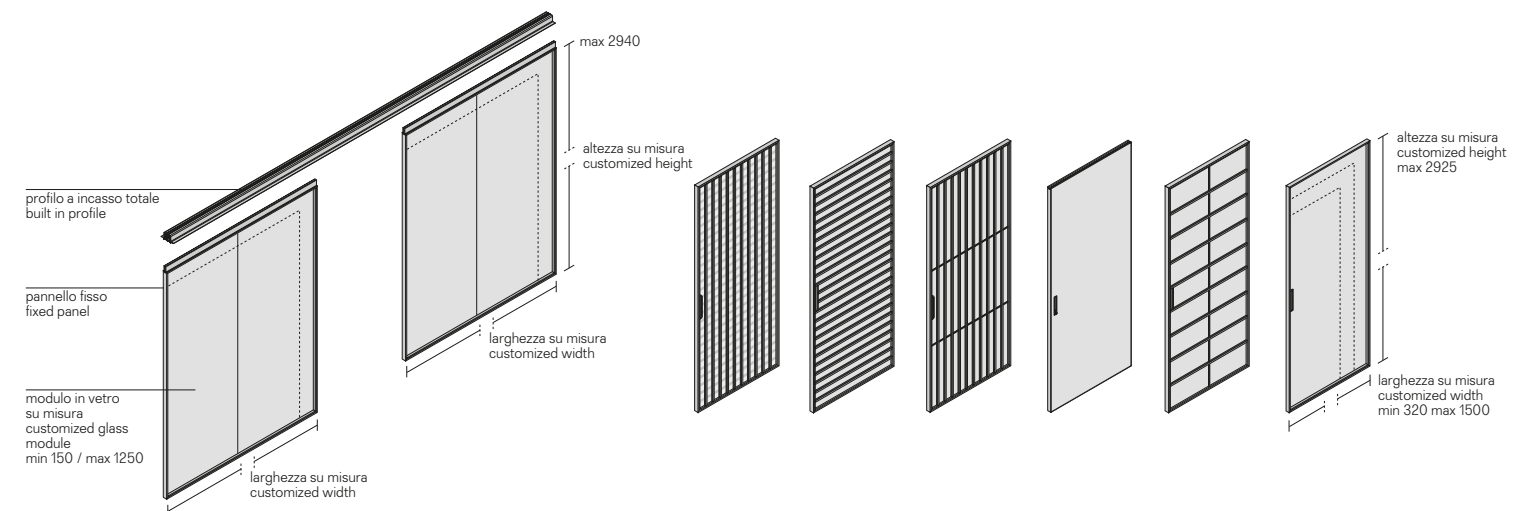
01 acidato

02 acidato extrachiaro

03 acidato grigio

04 acidato bronzo

Porte abbinare al sistema interparete Spazio
Doors combined with Spazio partition wall system



Flat system

Sistema di tavoli attrezzati per spazi professionali con struttura in alluminio estruso e piani in vetro. Naturale evoluzione del tavolo, Flat System prevede configurazioni con elementi terminali, laterali e un'ampia serie di attrezzature e accessori specifici. La proposta permette di interpretare le tipiche esigenze dei nuovi spazi di lavoro, fornendo soluzioni concrete e funzionali per ogni condizione operativa.

System of tables designed for professional spaces with extruded aluminum structure and glass top. Natural evolution of the table, Flat System provides for configurations with terminal and side workspace, and a wide range of specific equipment and accessories. The proposal allows to meet the typical needs of the new working areas, providing practical and functional solutions for every operating condition.



Flat System prevede un'ampia serie di contenitori e accessori. Il design di ogni componente è il risultato di un'attenta ricerca tecnica e funzionale come il reggimensola in pressofusione di alluminio, studiato per essere fissato sul pannello divisorio in vetro acidato.

Flat System includes a wide range of cabinets and accessories. The design of each component is the result of careful technical and functional research, such as the die-cast aluminum shelves support designed to be fixed on the dividing panel in etched glass.





Struttura *Structure*: 14 brown
 Vetro *Glass*: 65 bronzo trasparente
 Spazio and Sail ➤ W 5000 H 2700

Composizione a croce con piano terminale
 Cross composition with terminal workspace
 Struttura *Structure*: 53 bianco neve
 Vetro *Glass*: 95 bianco neve opaco
 Flat System ➤ W 4400 H 734 D 3600

Flat System
 Components ➤ Alzata in vetro *Glass upstand*: 02 acidato extrachiaro
 Mensola *Shelf*: 58 caffè
 Porta documenti *Document holder*: 51 nocciola

Self ➤ Struttura *Structure*: 58 caffè
 Vetro *Glass*: 99 caffè opaco
 W 2570 H 1319 D 485

Cassettiera su ruote disponibile nella variante con due o tre cassetti e serratura con chiave di serie. Struttura in legno melaminico interamente rivestita in vetro laccato neve opaco.

Chest of drawers on wheels, available with two or three drawers and standard key lock system. Melamine structure covered with mat lacquered bianco neve glass.





Spazio ➤

Struttura *Structure*: 13 nero
Vetro *Glass*: 63 grigio trasparente
W 10000 H 2700 D 4000

Velaria ➤

Struttura *Structure*: 13 nero
Vetro *Glass*: 63 grigio trasparente
W 1000 H 2700

Flat System ➤

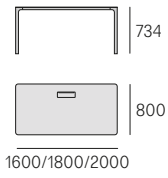
Composizioni angolari con piano laterale e terminale
Corner compositions with side and terminal workspace
Struttura *Structure*: 53 bianco neve
Vetro *Glass*: 95 bianco neve opaco
Alzatina in vetro *Glass upstand*: 02 acidato extrachiario
Mensola *Shelf*: 99 caffè opaco
W 2600 H 734 D 3600

Self ➤

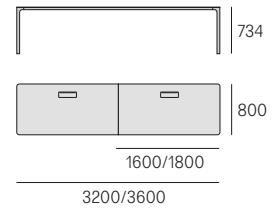
Struttura *Structure*: 30 alluminio
Vetro *Glass*: 95 bianco neve opaco
W 3210 H 1319 D 485

Composizioni lineari
Linear composition

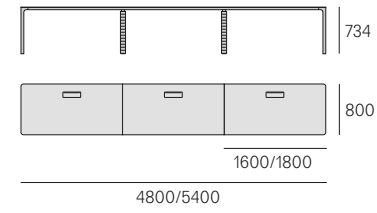
01S



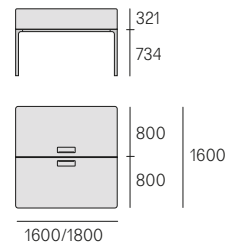
02S



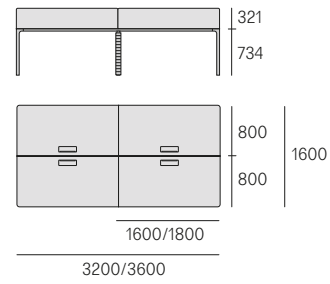
03S



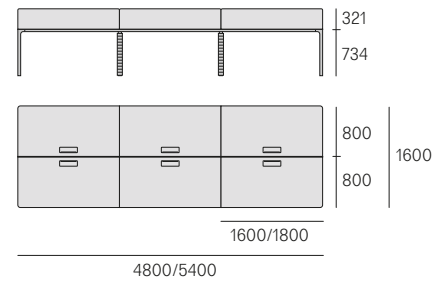
01D



02D

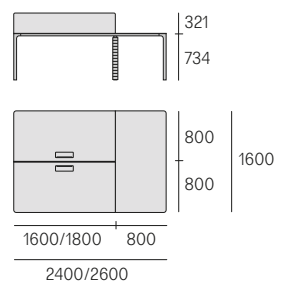


03D

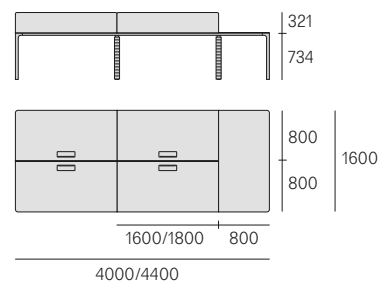


Composizioni lineari con piano terminale
Linear composition with terminal workspace

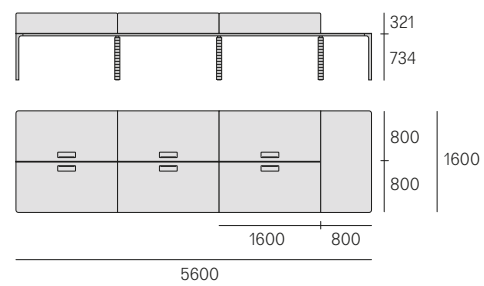
01D-01T



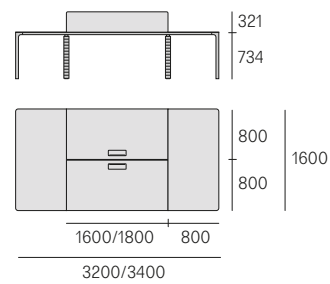
02D-01T



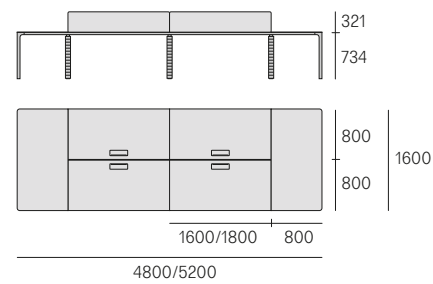
03D-01T



01D-02T

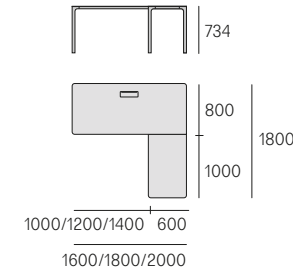


02D-02T

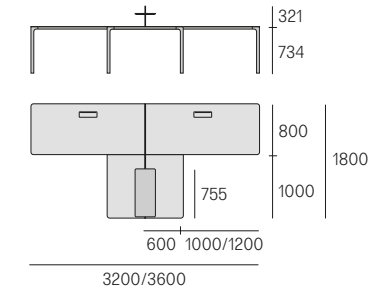


Composizioni angolari con piano laterale e terminale
Corner compositions with side and terminal workspace

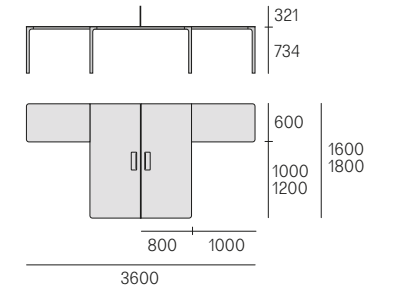
01S-01L



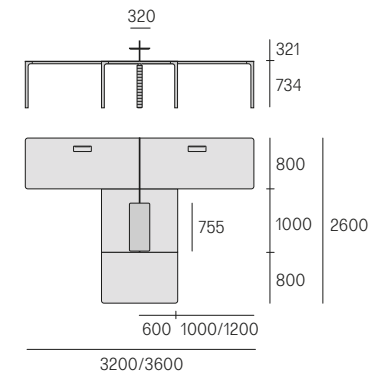
02S-02L



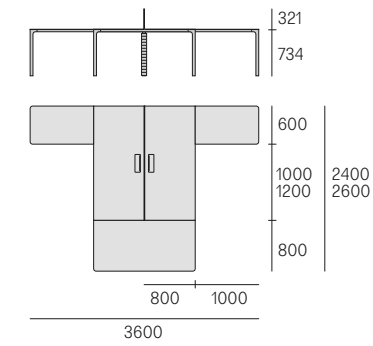
01D-02L



02S-02L-01T

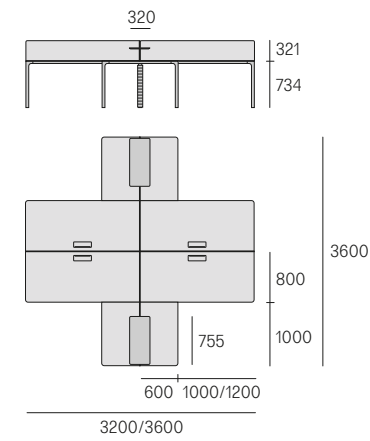


01D-02L-01T



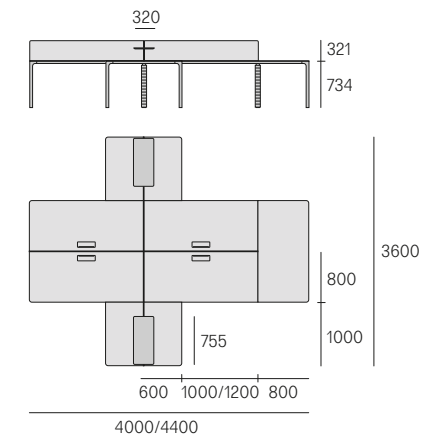
Composizione a croce con piano laterale
Cross composition with side workspace

02D-04L

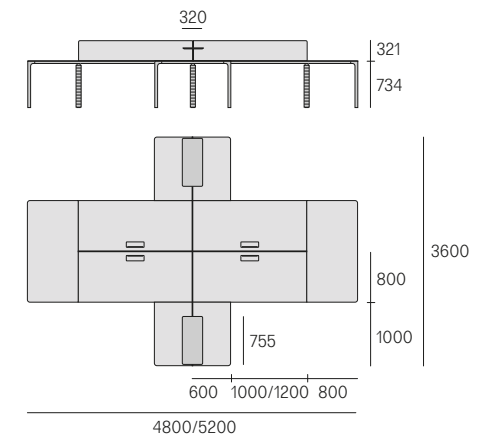


Composizione a croce con piano laterale e terminale
Cross composition with side and terminal workspace

02D-04L-01T



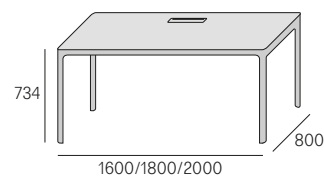
02D-04L-02T



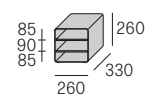
Porta documenti
Document holder



Struttura e piano
Structure and top

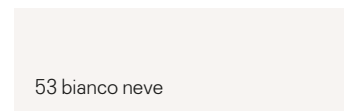


Porta documenti in metallo laccato
Document holder in painted metal

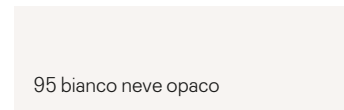


Finiture
Finishings


Struttura
Structure



Top
Top



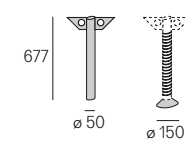
Finiture
Finishings



Piedino regolabile in altezza
Adjustable height foot

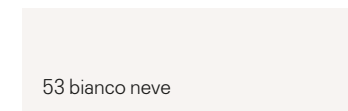


Gamba strutturale in metallo con e
senza elica passacavi
Structural metal leg with and without
spiral cable guide

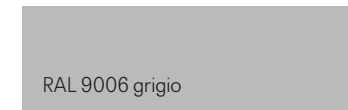


Finiture
Finishings

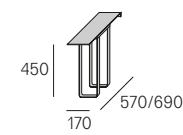
Gamba strutturale
Structural leg



Elica passacavi opzionale
Optional spiral cable guide



Porta tower pc
PC tower holder



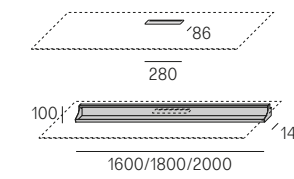
Finitura
Finishing



Passacavi
Cable cut

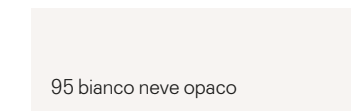


Passacavi in vetro e canalina raccogli
cavi in alluminio
Glass cable cut and aluminum
cable ties




Finitura
Finishings

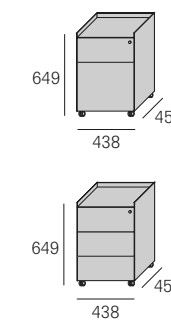
Passacavi in vetro
Glass cable duct



Canalina raccogli cavi
Cable duct

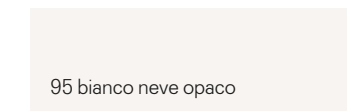


Cassettera su ruote in vetro laccato
con due o tre cassetti
Glass unit with two or three
drawers on wheels

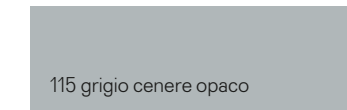


Finiture
Finishings


Cassetti, fianchi e schienale
Drawers, side and back panel



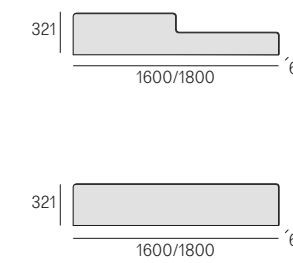
Top
Top



Alzatina e mensola
Upstand and shelf

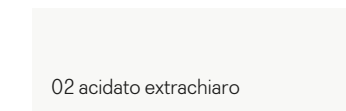


Alzatina in vetro con e senza sagomatura
Glass upstand with and without shaping

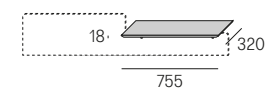


Finitura
Finishing

Alzatina
Upstand





Mensola in legno laccato
Shelf in lacquered wood



Finiture
Finishings

Mensola
Shelf



Manta and Alambra

Il costante ampliamento della proposta Rimadesio riguarda due affermati bestseller della collezione. Il tavolo Manta, sfruttando la particolare concezione della struttura in pressofusione di alluminio, diventa disponibile in lunghezze eccezionali.

Il sistema Alambra si arricchisce di nuove proposte con piano in vetro trasparente: in versione madia con diverse attrezzature e in versione contenitore centrostanza.

The steady expansion of the Rimadesio proposal concerns two well-known best-sellers of the collection. The Manta table, becomes available in special lengths, taking advantage of the particular design of the die-cast aluminum structure. The Alambra system is now enriched with new proposals with a transparent glass top: the sideboard version with different equipment and the middle room cabinet version.



Spazio ↗

Struttura *Structure*: 302 grafite
Vetro *Glass*: 63 grigio trasparente
W 8000 H 2700 D 3200

Sail ↗

Struttura *Structure*: 19 rovere termotrattato
Vetro *Glass*: 63 grigio trasparente
W 1500 H 2700

Manta ↗

Struttura *Structure*: 302 grafite
Top *Top*: 19 rovere termotrattato
W 4800 H 740 D 1320

Zenit ↗

Struttura *Structure*: 202 grafite spazzolato
Vetro *Glass*: 63 grigio trasparente
W 3600 H 2700 D 340





Spazio ↗

Struttura *Structure*: 303 bronzo
 Vetro *Glass*: 00 trasparente
 W 6400 H 2700 D 4000

Sail ↗

Struttura *Structure*: 15 noce
 Vetro *Glass*: 00 trasparente
 W 1200 H 2700

Manta ↗

Tavolo con piano girevole opzionale
 Table with optional lazy susan
 Struttura *Structure*: 303 bronzo
 Top *Top*: 15 noce
 Piano girevole *Lazy susan*: 136 bronzo opaco
 Ø 1800 H 740

Alambra ↗

Struttura *Structure*: 304 platino
 Vetro *Glass*: 63 grigio trasparente
 Cassetti e basamento *Drawers and base*: 15 noce
 Interno cassetti *Drawer internal lining*:
 150 cuoio castoro
 W 2016 H 833 P 500





Madia espositore con top trasparente e ripiano interno
Case sideboard with transparent top and internal shelf
Struttura *Structure*: 304 platino
Vetro *Glass*: 64 riflettente grigio
Basamento *Base*: 15 noce
Ripiano interno *Internal shelf*: 63 grigio trasparente
W 2016 H 833 D 500



Media espositore con top trasparente e cassetti interni
Case sideboard with transparent top and internal drawers
Struttura Structure: 304 platino
Vetro Glass: 63 grigio trasparente
Cassetti e basamento Drawers and base: 15 noce
Interno cassetti Drawer internal lining: 150 cuoio castoro
W 2016 H 833 P 500



Mobile espositore centrostanza *Middle room display unit*
 Struttura *Structure*: 303 bronzo
 Vetro *Glass*: 67 riflettente chiaro
 Cassetti *Drawers*: 15 noce
 Interno cassetti *Drawer internal lining*: 150 cuoio castoro
 Schienale interno *Internal back*: 68 specchio grigio
 Ripiano in vetro *Glass shelf*: 63 grigio trasparente

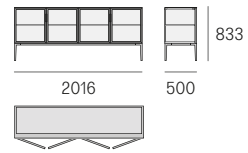
Alambra Isola ➤ W 2016 H 833 D 939




Mobile espositore centrostanza *Middle room display unit*
Struttura *Structure*: 303 bronzo
Vetro *Glass*: 67 riflettente chiaro
Cassetti *Drawers*: 15 noce
Interno cassetti *Drawer internal lining*: 150 cuoio castoro
Schienale interno *Internal back*: 68 specchio grigio
Ripiano in vetro *Glass shelf*: 63 grigio trasparente

Dimensioni e finiture
Dimensions and finishings

Madia espositore con top trasparente e ripiano interno
Case sideboard with transparent top and internal shelf



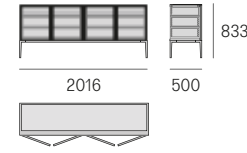
Struttura
Structure



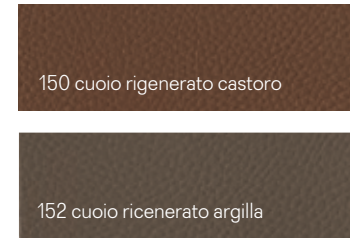
Basamento e cassetti
Base and drawers



Madia espositore con top trasparente e cassetti interni
Case sideboard with transparent top and internal drawers



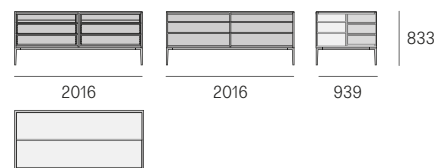
Interno cassetti
Drawer internal lining




Vetri
Glass




Isola: mobile espositore centro stanza con top trasparente
Isola: middle room display unit with transparent top




Struttura
Structure



Fianco e top
Side and top



Schienale interno
Internal back



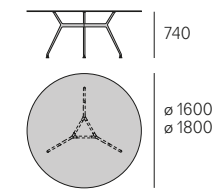
Cassetti
Drawers



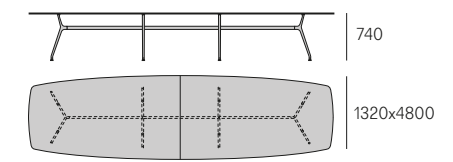
Interno cassetti
Drawer internal lining




Versione con top in vetro
Glass top version




Versione con top in legno
Wood top version




Top
Top



Top
Top



Struttura
Structure



Zenit

Progettata nel 1998 come sistema libreria o cabina armadio, Zenit si è subito distinta per una serie di innovazioni tra cui l'esclusivo sistema di aggancio degli elementi che esclude fori o agganci prefissati.

Una soluzione che consente la massima libertà di organizzazione delle attrezzature, oggi nuovamente aggiornate sul piano estetico e funzionale.

Designed in 1998 as a bookcase or walk-in closet, Zenit immediately stood out for a series of innovations, including the exclusive fixing system element without holes or pre-set fixing. A solution allowing maximum freedom of arrangement of the equipment, now once again updated on an aesthetic and functional level.



Spazio ➤

Struttura Structure: 14 brown
Vetro Glass: 65 bronzo trasparente
W 6000 H 2700 D 4800

Daimon ➤

Struttura Structure: 14 brown
Vetro Glass: 65 bronzo trasparente
W 1200 H 2700

Zenit ➤

Struttura Structure: 303 bronzo
Cassettiere Chest of drawers: 07 olmo
Interni cassetti Internal drawers melamine: UB09 cuoio brown
Cesti alti e portabiti Big trays and clothes hangers:
150 cuoio castoro
W 4000 H 2700 D 500

Self Bold ➤

Struttura Structure: 203 bronzo spazzolato
Vetro Glass: 136 bronzo opaco
Top Top: 183 Noir Saint Laurent
W 650 H 1205 D 470

Rimadesio presta da sempre un'attenzione particolare alla ricerca di nuove cromie e superfici materiche. Un'attenzione che si riflette anche nella garanzia di soluzioni sempre coordinate tra interno ed esterno dei contenitori, tra le finiture dei componenti metallici e in cuoio rigenerato, le essenze lignee e le laccature dei vetri.

Rimadesio has always paid particular attention to the search for new colors and material surfaces. This attention also comes out in the commitment of offering solutions that increasingly match the inside and the outside of the cabinets, the finishings of the metal and regenerated leather components, the wooden essences and the lacquering of the glass.



Dress Bold

Una cabina armadio a parete, concepita con un sistema di fissaggio privo di fori o agganci prefissati che consente una libera e funzionale disposizione delle attrezzature. Dress bold è prevista anche nella versione completa di pannelli schienale, oggi disponibili con nuove esclusive superfici tessili, valorizzate dall'illuminazione integrata a led.

A wall-mounted walk-in closet, designed with a fixing system without holes or pre-set hooks, allowing a free and functional arrangement of the equipment. Dress bold is also available in the version with back panels, now available with new exclusive fabrics, enhanced by integrated led lighting system.



Spazio ↗

Struttura *Structure*: 14 brown
Vetro *Glass*: 00 trasparente
W 8000 H 2700 D 4200

Stripe ↗

Struttura *Structure*: 14 brown
Vetro *Glass*: 00 trasparente
W 1200 H 2700

Dress *Bold* ↗

Struttura *Structure*: 14 brown
Schienali in tessuto *Fabric back panels*: lux T044 acciaio
Basamento, ripiani e contenitori
Floor base, shelves and cabinets: 25 larice carbone
Accessori Accessories: 152 cuoio argilla
Frontali Glass fronts: 99 caffè opaco
W 6040 H 2670 D 537

Gli schienali della cabina armadio Dress bold, sono disponibili in vetro o rivestiti in tessuto nelle varianti Material in 6 varianti colore e nell'esclusivo Lux, previsto in 7 varianti. Lux viene prodotto in Italia in seta e cotone con tecniche artigianali in Italia.

The back panels of the Dress bold walk-in closet are available in glass or covered with fabrics, in 6 different colors for the Material version, or the exclusive Lux version, available in 7 variants. Lux is produced in Italy in silk and cotton with handcrafted techniques.






Descrizione tecnica
Technical description

Un sistema per creare cabine armadio personalizzabili, con possibilità di composizioni su misura in soluzioni lineari, ad angolo e a C. Due le possibilità estetiche: con i montanti a vista o con pannelli a parete, disponibili in vetro laccato, specchio, melaminico e tessuto. Gli accessori sono liberamente posizionabili lungo il montante a parete, grazie al sistema brevettato di fissaggio ad espansione senza fori.

A system which allows to personalize walk-in closets with custom-made linear, as well as corner and C-shaped compositions. Two aesthetical possibilities are available: with visible uprights or with wall back panels, available in lacquered glass, mirror, melamine and fabrics. The accessories can be freely positioned on the wall upright, thanks to the patented expansion fixing system, without holes.

Finiture
Finishings


Struttura e accessori
Structure and accessories




Schienale e accessori in legno
Melamine back panel and accessories



Schienale in vetro
Glass back panel



Schienali in tessuto lux
Lux fabric back panel



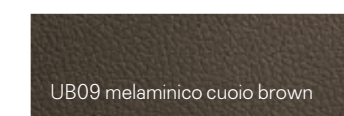
Schienali in tessuto material
Material fabric back panel



Accessori estraibili in cuoio rigenerato
Regenerated leather pull out accessories



Interno cassetiera
Internal drawer unit melamine



Moon

Da oggi disponibile anche nella versione a doppio battente e con l'inedito rivestimento in gres, Moon rappresenta una soluzione sempre più versatile ed esclusiva. Una porta che dal suo esordio concentra una lunga serie di innovazioni tecniche ed estetiche: la totale planarità con le pareti grazie al sottile profilo perimetrale, la particolare maniglia, resa mimetica dall'inserito nello stesso materiale, l'innovativo sistema di chiusura magnetico e, per la nuova versione con doppio battente, un sistema di fissaggio brevettato per una sicura e funzionale chiusura del pannello fisso.

Now also available in the double swing version and with the new porcelain cladding finish, Moon is an increasingly versatile and exclusive solution. A door that, since the beginning, has concentrated a long series of technical and aesthetic innovations: the total flush-wall, thanks to its thin perimeter profile, the unique handle, made mimetic by the insert in the same material, the innovative magnetic closing system and, for the new double swing version, a patented fastening system for a safe and functional closing of the fixed panel.




La porta Moon concentra una serie di tecniche soluzioni innovative come la chiusura magnetica, la maniglia con inserto nello stesso materiale del pannello porta o l'inedito cursore a scomparsa per l'azionamento del perno di chiusura del pannello fisso.

Moon door includes a series of innovative technical solutions, such as the magnetic closing, the handle with inserts in the same material as the door panel, or the new, retractable mechanism for the pin locking of the fixed panel.

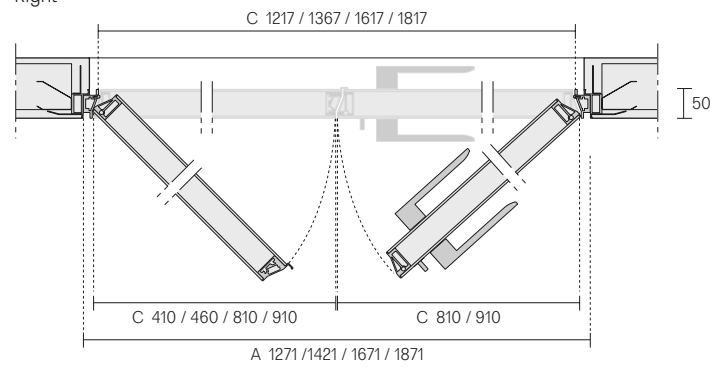


Dimensioni
Dimensions

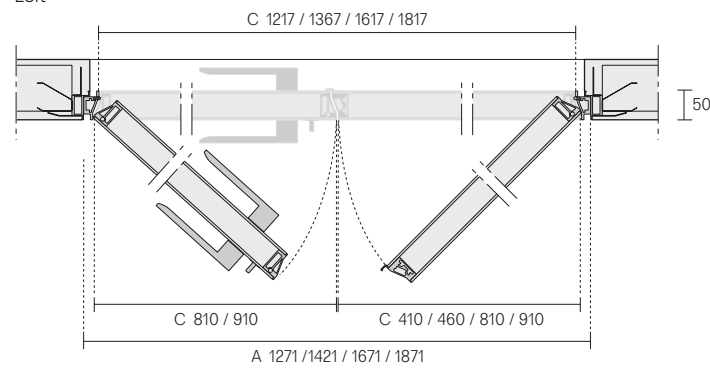
Porta con apertura a tirare
Door with pull opening



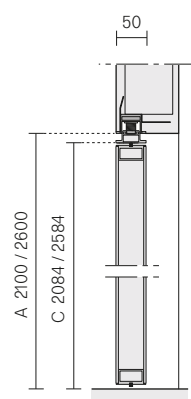
Destra
Right



Sinistra
Left



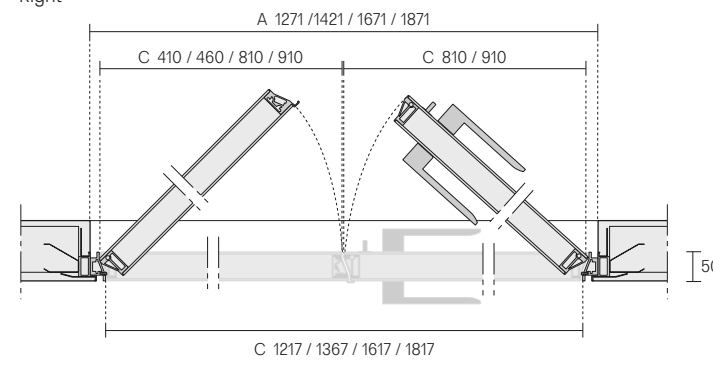
Porta battente filo parete
Wall flush swing door



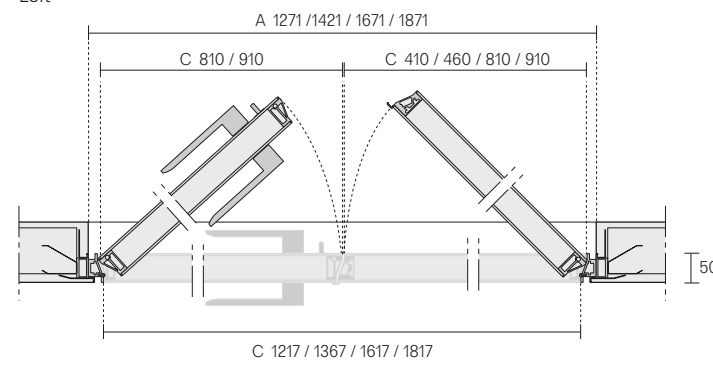
Porta con apertura a spingere
Door with push opening



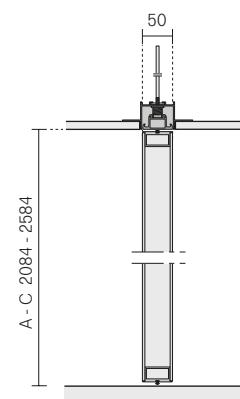
Destra
Right



Sinistra
Left



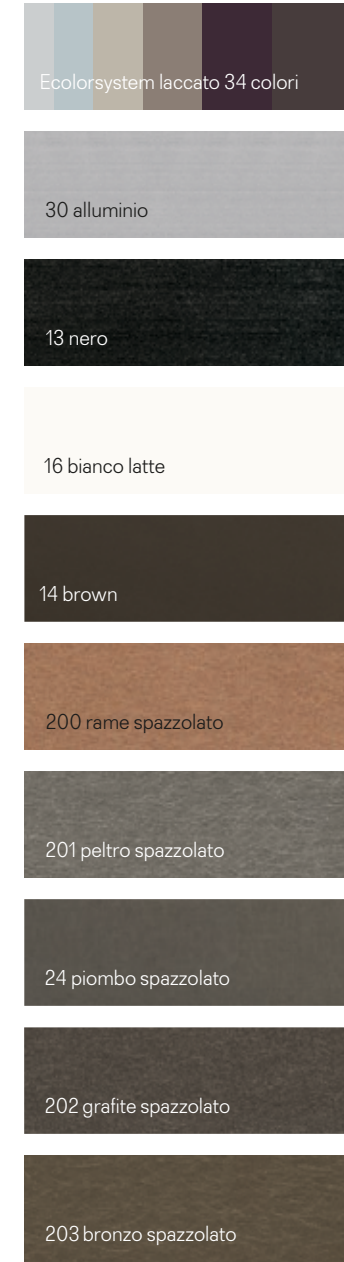
Porta battente filo parete raso soffitto
Wall flush and flushceiling swing door



A. Luce netta falso telaio
Subframe dimension
C. Luce netta passaggio
Opening dimension

Finiture
Finishings


Struttura
Structure




Vetri
Glass




Cuoio
Leather



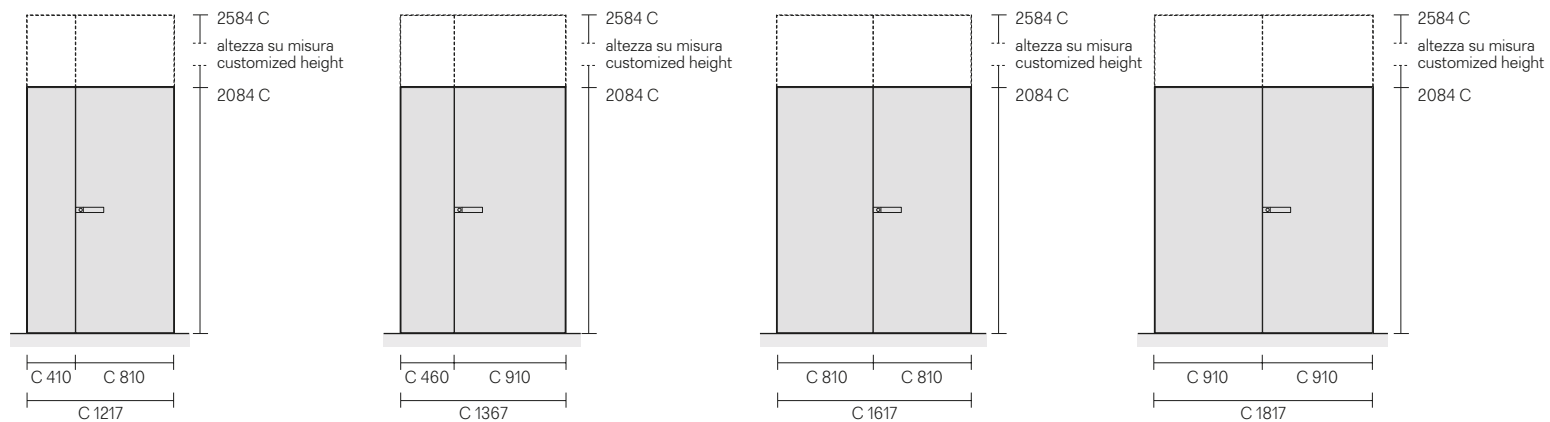
Maniglia
Handle



Gres
Porcelain



Tipologie estetiche
Aesthetical typologies



Moon Doors

Modus

Un progetto specifico per il mondo dell'hotellerie. Una soluzione ad alte prestazioni che concentra tutte le qualità Rimadesio e che risponde puntualmente a tutte le normative internazionali in tema di resistenza al fuoco e di comfort acustico. Modus è dotata di un'esclusiva retro illuminazione a led integrata nello stipite.

A project specifically intended for the hotel industry. A high performance solution concentrating all Rimadesio qualities and promptly responding to all the international standards in terms of fire resistance and acoustic comfort. Modus is equipped with an exclusive led backlight, integrated into the jamb.



Tipologie estetiche
Aesthetical typologies

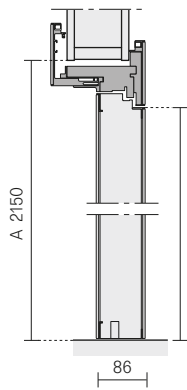
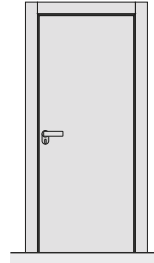
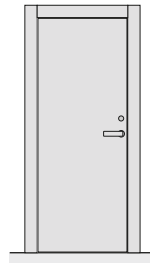
Porta battente
Swing door

Lato a spingere
Side to be pushed

Lato a tirare
Side to be pulled

luce passaggio
passage opening

796 / 896



Porta battente con sopra luce
Swing door with fanlight

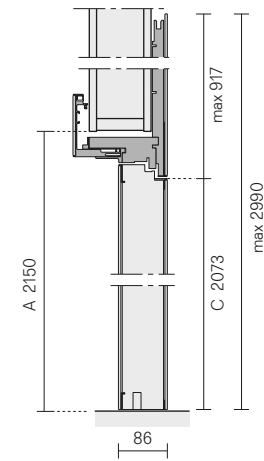
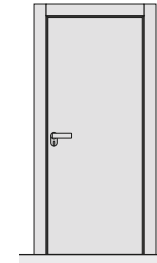
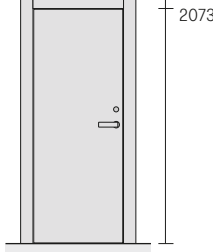
Lato a spingere
Side to be pushed

Lato a tirare
Side to be pulled

luce passaggio
passage opening

796 / 896

2990
altezza su misura
customized height

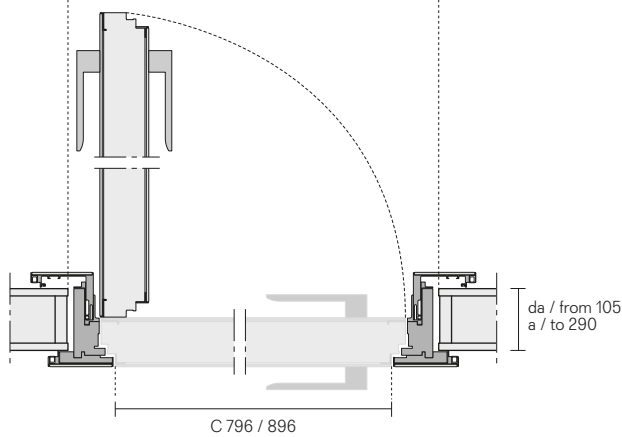


Porta con apertura a spingere
Door with push opening

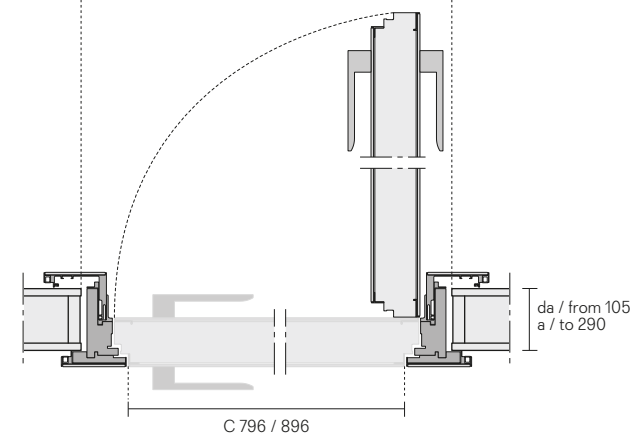
Sinistra
Left

Destra
Right

A 950 / 1050



A 950 / 1050



A. Luce netta falso telaio Subframe dimension
C. Luce netta passaggio Opening dimension

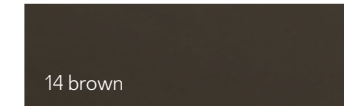

Descrizione tecnica
Technical description

La porta Modus è sempre coplanare alla parete ed è dotata di apertura a spingere a destra o sinistra. Realizzata in versione standard oppure su misura in altezza con sopra luce, è dotata di pompa di chiusura invisibile a scomparsa, para-spifferi retrattile a pavimento, cerniere regolabili a scomparsa e illuminazione led integrata nello stipite.



The Modus door is always coplanar to the wall and is available with push or pull opening, left or right. Realized in a standard or customized height with fanlight, it is equipped with a concealed door closing, retractable mechanism on the floor, concealed adjustable hinges and led lighting system integrated into the jamb.

Finiture
Finishings



Struttura e maniglia
Structure and handle



Vetri
Glass



Gres
Porcelain



Collection designed by Giuseppe Bavuso

Art direction: Paolo Mojoli
Graphic project: Juma
Photo: Federico Cedrone
Styling: Patrizia Cantarella with Rossella Ballabio
Stage setup: Ottonove
Films and print: Optima
Printed in Italy / April 2018

Thanks to: Artemide, Compasso, Davide Groppi,
Fontana Arte, Living Divani, Noorth, Karakter,
R-Store Apple Premium Reseller, Salvioni arredamenti,
Salvatori, Scandola Marmi, Vesoi.

Awards	
1993 Siparium	Young & Design 1993
2000 Zenit	Award KBB
2001 Zenit	selezione Design Index ADI 2001
2002 Siparium	Top100 Frames
2005 Graphis	selezione Design Index ADI 2005
2007 Vela	selezione Design Index ADI 2007
2008 Vela	segnalazione XXI Premio Compasso d'Oro ADI
2015 Wind	winner Red Dot Award 2015
2016 Cover	AZ awards 2016 Best Furniture System
2016 Alambra	selezione Design Index ADI 2016
2017 Sail	selezione Design Index ADI 2017
2017 Soho	AZ awards 2017 Architectural products
2017 Daimon	Interior Design Magazine Best of Year awards

2013 **ADI** MEMBER

Modelli depositati e brevettati / Patented:
Sail, Soho, Velaria, Stripe, Daimon, Graphis, Siparium, Zen, Zen frame, Moon, Vela,
Luxor, Even, Aura, Spin, Link+, Planet, Flat, Alambra, Abacus living, Cover, Zenit,
Dress bold e Abacus.

Marchi registrati / Registered trademarks:
Rimadesio, Ecolorsystem, Siparium.



Rimadesio spa
Via Furlanelli 96
20833 Giussano (Mb) Italy
T +39 0362 3171
F +39 0362 317317
www.rimadesio.it
rimadesio@rimadesio.it

Flagship store Milano
Via Visconti di Modrone 26
20122 Milano Italy
T-F +39 02 76280708
milano@rimadesio.it

Italy showroom:
Milano, Roma, Genova, Torino, Como, Brescia, Parma, Firenze, Pescara,
Palermo, Catania, Cosenza.

Worldwide showroom:
Genève, Wien, Nice, Madrid, Barcelona, Bilbao, Bruxelles, Munich,
Moscow, Istanbul, Beirut, Tel Aviv, New Delhi, Manila, Casablanca,
Tehran, Sankt-Petersburg, Kiev, Tokyo, Shanghai, Beijing, Taipei,
Bangkok, Hong Kong, Singapore, Hyderabad, New York, Mexico City,
Santiago del Chile, Cape Town.

Follow us on **facebook**